

WOLTERS ENGINEERING

ENGINEERING, DRAFTING, CONSULTING

15211 97th Road N
West Palm Beach, FL 33412
Ph/Fx: (561) 225-1982

PRODUCT EVALUATION

PRODUCT: 29 GAUGE (min) STEEL MASTER RIB ROOF PANEL with 1"x4" WOOD BATTENS
(FLPA# 16649.2)

MANUFACTURER: OVERHOLT ENTERPRISES of FLORIDA, LLC
6192 SW HIGHWAY 72
ARCADIA, FL 34266

To all concerned,

The 29 Ga. (min) Steel Master Rib Roof Panel, manufactured by Overholt Enterprises of Florida LLC, is a non-structural steel roof panel (80 ksi min) installed on 1x4 Wood Battens over a 1/2" ext. plywood deck (15/32" min), that meets the requirements of Section 1507.4.3 of the 7th Edition (2020) Florida Building Code. The panel has been tested per UL 580 (2006) by Architectural Testing Inc, with results shown in test report H2623.01-450-44. The panel has been tested per UL 580 (2006), UL 1897 (2012), TAS 125 (2003), and FM 4471 (1992) by Force Engineering & Testing Inc, with results shown in test reports 517-0175T-13A thru D, and 517-0244T-13A,

Technical Documentation:

1. Drawing "OHSMR-WB" dated 12/18/20, signed and sealed by Scott Wolters, PE.
2. Test Reports listed above by Architectural Testing, signed and sealed by Vinu Abraham, PE.
3. Test Reports listed above by Force Engineering & Testing, signed and sealed by Terrence Wolf, PE.
4. Supplemental Calculations to support "OHSMR-WB", signed and sealed by Scott Wolters, PE.

I have reviewed this submittal per the requirements of FAC Product Approval Rule Chapter 61G20-3.005 (4). Based on the limitations listed below and those provided in the documents above, this product meets all the requirements of the 7th Edition (2020) Florida Building Code generally, and chapter 15 specifically, for use outside of the HVHZ.

Limitations: This roof panel is approved for use outside of the HVHZ.

<u>Overall Limitations:</u>	Max. Panel Width:	36" (Nominal)
	Min. Panel Thickness:	0.0142"
	Min. Rib Height:	3/4"
	Fastener spacing across panel:	Varies – See anchor patterns below
	Max. Design Pressure:	Varies – See anchor patterns below

Installation:

Anchor Pattern #1: Fastener Type: #10x1" HiLo HWH Screw with Weatherseal Washer (per FBC 1506.9)
Fastener Spacing: 9" O.C. across panel (beside ribs)
24" O.C. along panel
Wood Battens: 24" O.C, fastened to deck with 8d x 1 1/2" Ring shank nails, in (2) rows spaced 8" O.C. and staggered.
Max. Uplift Pressure: 71 psf.

Anchor Pattern #2: Fastener Type: #9 x 1 1/2" Woodgrip HWH Screw with Weather-seal Washer (per FBC1506.6)
Fastener Spacing: 9" O.C. across panel (beside ribs)
24" O.C. along panel
Wood Battens: 24" O.C, fastened to deck with #9 x 3" Panelmate screws, (2) per rafter, spaced 24" O.C.
Max. Uplift Pressure: 56 psf.

Anchor Pattern #3: Fastener Type: #9 x 1 1/2" Woodgrip HWH Screw with Weather-seal Washer (per FBC1506.6)
Fastener Spacing: 6"-3"-6" O.C. across panel (beside ribs)
12" O.C. along panel
Wood Battens: 12" O.C, fastened to deck with #9 x 3" Panelmate screws, (2) per rafter, spaced 12" O.C.
Max. Uplift Pressure: 131 psf.

Wood Battens: 1"x4" wood battens, spaced and fastened as noted above

Note: The wood battens may be installed over a single layer of existing asphalt shingles, provided the existing roof meets the requirements of Section 1511 of the Florida Building Code.


Underlayment: 1 layer of 30 lb. organic felt paper with 4" overlaps, anchored with .120"x1 1/4" galvanized roof nails with 32 Ga. Tin caps spaced 6" O.C. in rows at the perimeter, at overlaps, and two intermediate rows per sheet.
(or)
Any underlayment with a valid FLPA or Miami-Dade NOA


Minimum Substrate: 1/2" (15/32" min) 4-ply CDX Plywood, nailed to 2x rafters spaced 24" max. O.C. with 8d ring-shank nails spaced 6" O.C.

Other Limitations: Roof slope must meet requirements of FBC Section 1507.4.2.
Fire classification is not a part of this evaluation.
Shear diaphragm values are not a part of this evaluation.
Design of substrate is by others and is not a part of this evaluation.

If you have any questions or need more information concerning this approval please contact me.

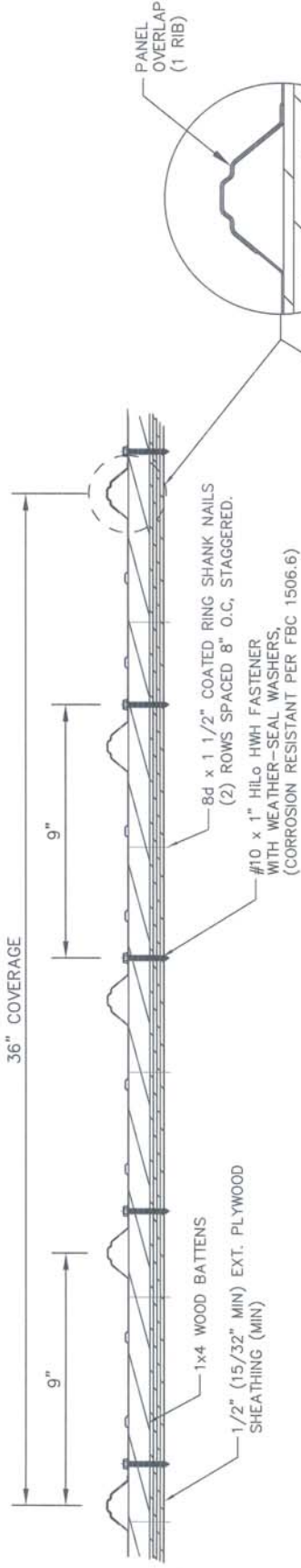
Thank you,


Scott Wolters
FL PE# 62354
FEB 11 2021

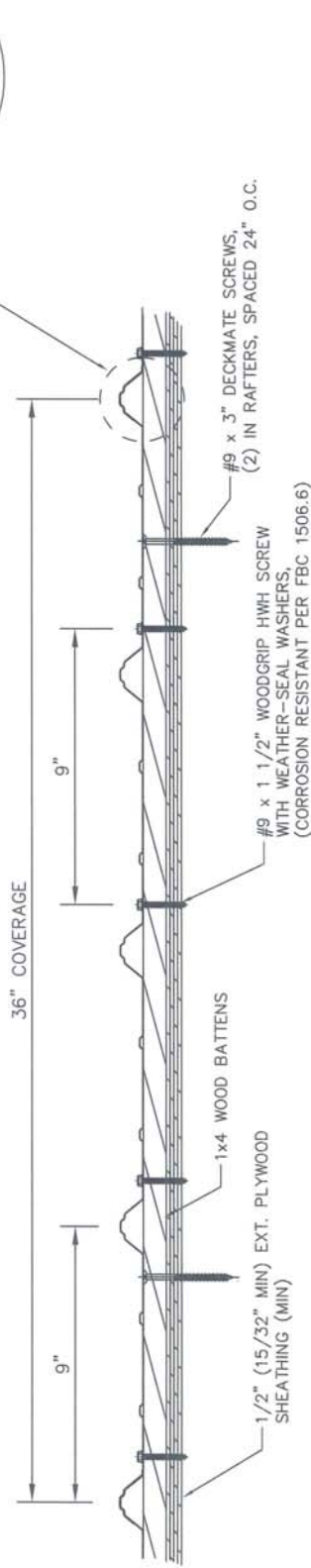


OVERHOLT 29 Ga. (min) STEEL MASTER RIB ROOF PANEL OVER 1 x 4 WOOD BATTENS ON 1/2" (15/32" min) PLYWOOD DECK:

**ANCHOR PATTERN #1:
SPACED 24" O.C.**



**ANCHOR PATTERN #2:
SPACED 24" O.C.**



FASTENER LAYOUT		FASTENER SIZE	FASTENER SPACING	ALLOWABLE UPLIFT PRESSURE
PATTERN #1	#10 x 1"	24" O.C.	71 psf	
PATTERN #2	#9 x 1 1/2"	24" O.C.	56 psf	



SCOTT WOLTERS
FL PE# 62354
WOLTERS ENGINEERING
(COA# 27194)
15211 97TH ROAD N
WEST PALM BEACH, FL 33413
(561) 225-1982

OVERHOLT ENTERPRISES
of FLORIDA, LLC

www.overholmetalsales.com
arcadia@overholmetalsales.com

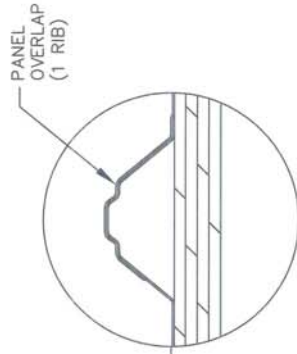
6192 SW HIGHWAY 72
ARCADIA, FL 34266
PH: (863) 491-9400

DWG: 04HSMR-WB
SHEET: 1/2

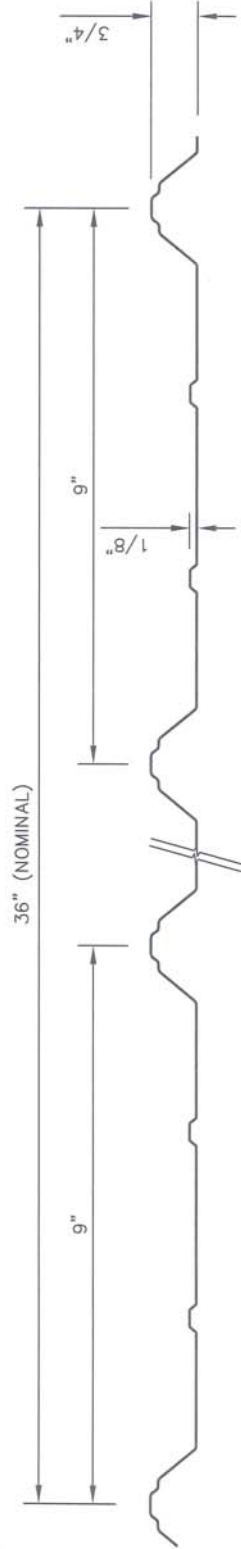
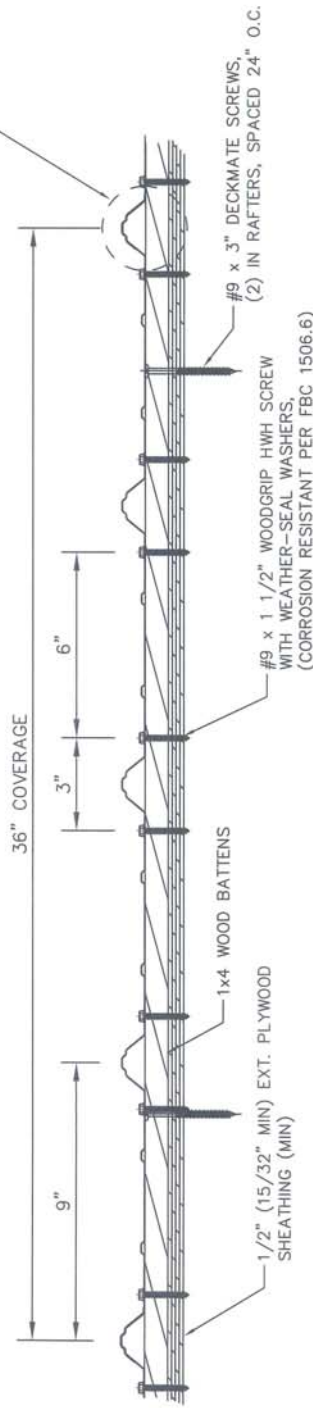
REV.#	DATE	PRINTS ISSUED FOR
12/18/20		1ST SUBMITTAL

OVERHOLT 29 Ga. (min) STEEL MASTER RIB ROOF PANEL OVER 1 x 4 WOOD BATTENS ON 1/2" (15/32" min) PLYWOOD DECK:

FASTENER LAYOUT	FASTENER SIZE	FASTENER SPACING	ALLOWABLE UPLIFT PRESSURE
PATTERN #3	#9 x 1 1/2"	12" O.C.	131 psf



ANCHOR PATTERN #3:
SPACED 12" O.C.



OVERHOLT ENTERPRISES
of FLORIDA, LLC

www.overholtmetalsales.com
arcadia@overholtmetalsales.com

6192 SW HIGHWAY 72
ARCADIA, FL 34266
PH: (863) 491-9400

DWG: OHSMR-WB
SHEET: 2/2



SCOTT WOLTERS
FL. PE # 02354

WOLTERS ENGINEERING
15211 97TH ROAD N
WEST PALM BEACH, FL 33412
(561) 225-1982

REV.#	DATE	PRINTS ISSUED FOR
12/18/20		1ST SUBMITTAL