


**AVAILABLE IN GALVALUME  
AND COLOR  
SEE COLOR SIMULATOR  
FOR COLOR OPTIONS**

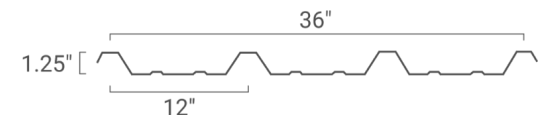
Our team here at Overholt Metal Roofing Supply wants to help you through your roofing decisions. Our goal is to satisfy each customer and answer any questions that you might have. When you are redoing your roof, it can feel like a big job, but our sales team will help wherever you need it. We want to be able to have your metal ready as soon as possible so that you can meet your goals and time lines. And if you don't have that trailer or truck to haul the metal home, we are glad to have our delivery man do that job for you. Don't forget the screws and trim pieces. We have them for you.

OVERHOLT

**OVERHOLT  
METAL ROOFING SUPPLY**



**R-PANEL**



## ACCESSORIES:

Butyl Tape  
Closures  
Cutting Tools  
Emseal  
Nut Driver  
Peel and Seal  
Pipe Boots  
Screws  
Sealant / Colors Available  
Underlayment  
Gooseneck Vents  
1x4x12



### OTHER PRODUCTS:

Tuff Rib - Galvalume & Painted  
5V - Flat Striated Mini Rib  
Standing Seam

**6192 SW HIGHWAY 72  
ARCADIA FL 34266**

Office Hours:  
Monday to Friday | 7:00 to 4:00



[overholtmetalroofingsupply.com](http://overholtmetalroofingsupply.com)



[arcadia@overholtmetalsales.com](mailto:arcadia@overholtmetalsales.com)

**863•491•9400**

# R-PANEL


R-Panel is the best option for commercial roofing needs. It's very similar in looks to our Tuff-Rib roofing panels. The main difference is in the height of its ribs. It has four 1 1/4" ribs instead of five 3/4" ribs, spaced 12" apart instead of 9".

## SPECIFICATIONS:

- 36" width coverage
- 1 1/4" high ribs spaced 12" apart
- Can be installed over open framing or decking / plywood
- 26 Gauge
- Akzo-Noble Paint or Galvalume finish
- Minimum roof slope 1:12

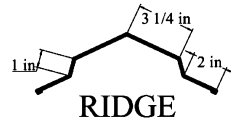
## LIMITED WARRANTY:

- Painted - 40 years
- Galvalume - 25 years

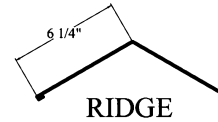


# ROOF TRIM

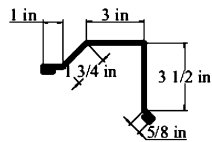
ORR1 13 1/2" T



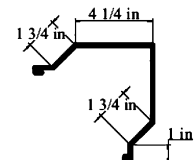
ORR2 13 1/2" T



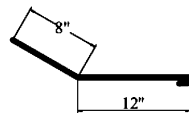
OCG10



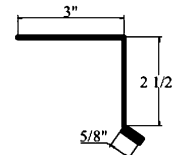
OCG1 15" T



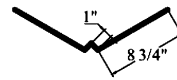
ORT1 20 1/2" T



ORD1 6 5/8" T

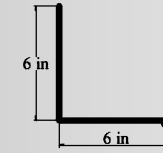


ORV1 20 1/2"

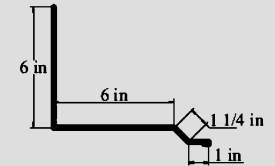


# WALL TRIM

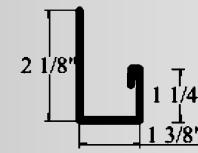
OREW1 12 1/2" T



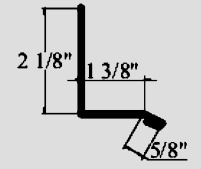
ORSW1 14 1/2" T



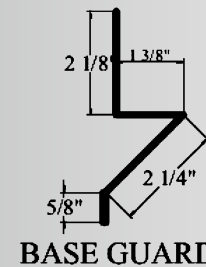
OCJ1 5 1/4" T



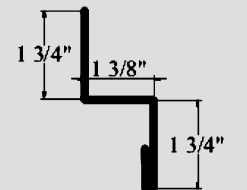
OCDC1 4 5/8" T



OCB1 6 7/8" T



OCZ1 5 3/8" T



• • • These trim pieces go with the R-Panel. We can also make custom trim. Just give us the measurements.